









DESIGN FACTOR 4:1

TXP-TEXOLUTION-POINT

Attachment type										
Number of strands	1	1	2	2	2	2	2	3/4	3/4	3/4
Tilt angle β	0-7°	90°	0-7°	90°	0-45°	>45-60°	Asymm.	0-45°	>45-60°	Asymm.
Factor	1	1	2	2	1.4	1	1	2.1	1.5	1
Design factor 4:1 for max. total load weight in tonnes, bolted tight and aligned in direction of tension										
TXP-1.3t M16	1.3	1.3	2.6	2.6	1.82	1.3	1.3	2.73	1.95	1.3
TXP-2.0t M20	2	2	4	4	2.8	2	2	4.25	3	2
TXP-3.0t M24	3	3	6	6	4.25	3	3	6.3	4.5	3

Subject to technical changes!